

基点生物

定制液氦输送管线 Customized LHe Delivery Hose

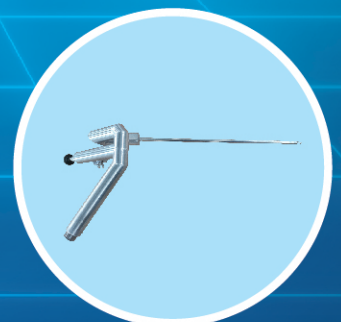
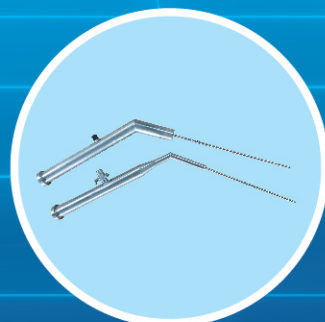
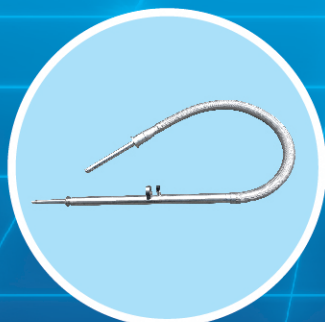

产品简介

液氦以及液氦温区运行的研究设备在越来越多高科技领域得到了运用。液氦在液氦槽车、液氦杜瓦、液氦再液化设备、MRI以及各种液氦设备之间的充装和输送管线的需求越来越多。本公司定制各种形式的液氦输送管线及软管，简单可靠，保温绝热性能优异，专为客户适配各种标准、非标以及不同品牌的液氦管线接插件，以满足客户液氦输送的要求。

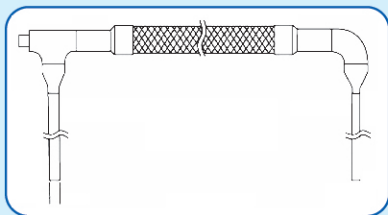
我司生产的各种液氦输送管线，管内径从1/8" ~ 2"，最大长度可达30米。

产品性能

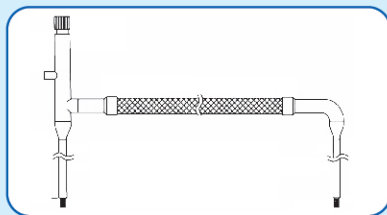
- 形式多样，可定制适配各个规格、品牌的接插件。
- 真空截止阀、真空硬管、真空软管一体化，拒绝露冷。
- 高真空复合绝热保温。
- 304/316非磁性材质
- 轻量化同时坚实耐用。



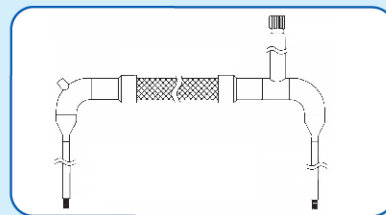
输液管线



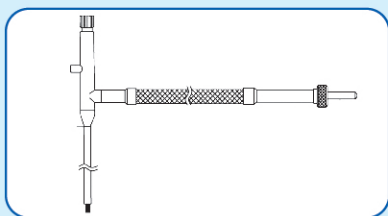
▲ U型输液软管



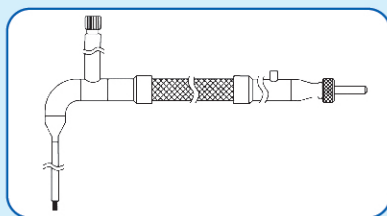
▲ 带右截止阀输液软管



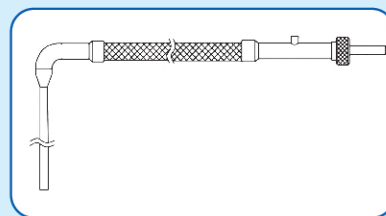
▲ 带截止阀U型输液管线



▲ 带右角阀输液管线

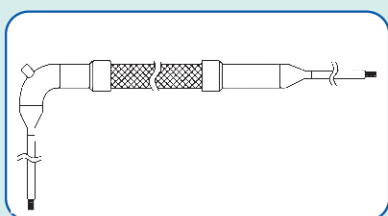


▲ 带截止阀输液管线

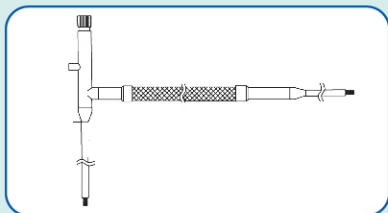


▲ 不带阀输液管线

充装管线

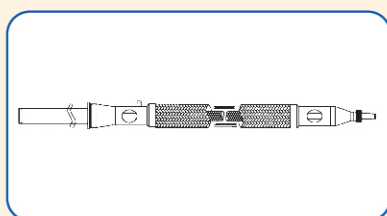


▲ 充液软管



▲ 带右角阀输液管线

槽车连接管线

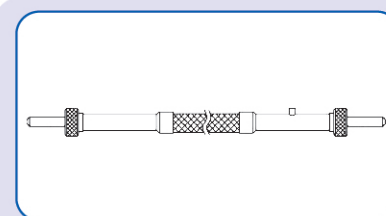


▲ 连接液氮槽车输液管线

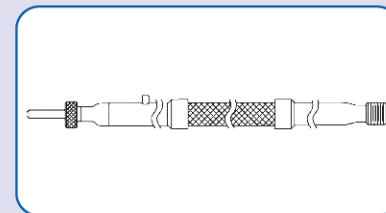


▲ 连接液氮槽车气相管线

延长管线

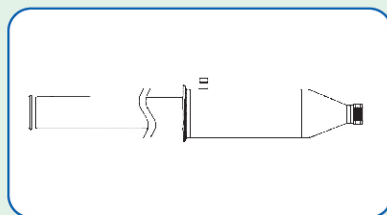


▲ 延长输液管线

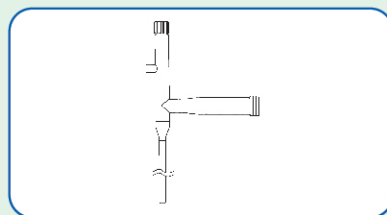


▲ 延长输液管线

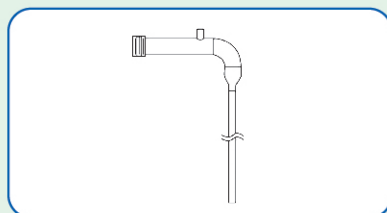
适配插头



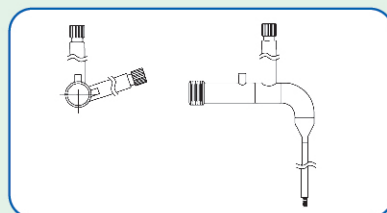
▲ 液氮槽车适配接头



▲ 带右侧角阀充液插头



▲ 充液插头



▲ 带阀充液插头